



Want to upgrade your service?  
Go to: [synergyfiber.com/shop.html](http://synergyfiber.com/shop.html)

## Program Guide

**ALL DEVICES MUST BE REGISTERED FOR SMART WIFI ACCESS**

**STEP 1** Register each device online at [register.synergywifi.com](http://register.synergywifi.com).

**STEP 2** Once registered, connect your devices to the **RESIDENT WIFI**.

## What Registering Does

Registering your devices allows them to communicate with one another over the network as well as providing you with additional usability and privacy.

## Contact Support

Contact our support desk at 203.280.2029.

Email us at [support@synergyfiber.com](mailto:support@synergyfiber.com) | Text us at 734.249.6005 | Chat Support at [synergyfiber.com](http://synergyfiber.com).

01 Program Guide	37 Showtime Showcase
02 A&E	38 The Movie Channel
03 ABC (WXYZ)	39 The Movie Channel Xtra
04 AMC	40 Freeform
05 Animal Planet	41 FUSE
06 BBC America	42 FX
07 BET	43 FXX
08 BIG10	44 HGTV
09 Bloomberg	45 History Channel
10 Bravo	46 Headline News
11 Cartoon Network	47 IFC
12 CBS (WWJ)	48 Lifetime
13 Country Music TV	49 MSNBC
14 CNBC	50 MTV
15 CNN	51 MTV2
16 Comedy Central	52 National Geographic
17 CSPN2	53 NBATV
18 CW (WKBD)	54 NBC (WDIV)
19 Discovery	55 NBC Sports
20 Disney Channel	56 NHL Network
21 E!	58 Nickelodeon
22 ESPN	59 PBS (WTVS)
23 ESPN2	60 Paramount
24 ESPNEWS	61 REELZ
25 ESPNU	62 Golf Channel
26 Food Network	63 SYFY
27 Fox Business	64 TBS
28 Fox News	65 TLC
29 Fox Sports 1	66 TNT
30 FOX Sports 2	67 Travel Channel
31 Free Speech TV	68 TruTV
32 FOX (WJBK)	69 USA
33 Showtime	70 MotorTrend
34 Showtime 2	71 VH1
35 SHBET	72 Weather Channel
36 Showtime Extreme	73 Women's Entertainment



## WIFI & PASSWORDS

### RESIDENT WIFI

SSID: [register.synergywifi.com](http://register.synergywifi.com)

Password: Synergy.203.280.2029

(must register devices first, see above)

### GUEST WIFI

SSID: VicVillage.SynergyWifi.com

Password: Synergy.203.280.2029

## ACCESS OUR APP



Scan me

Scan the QR code to our website to see our Synergy apps! Utilize our apps for things like access control, registering your devices, and support information!

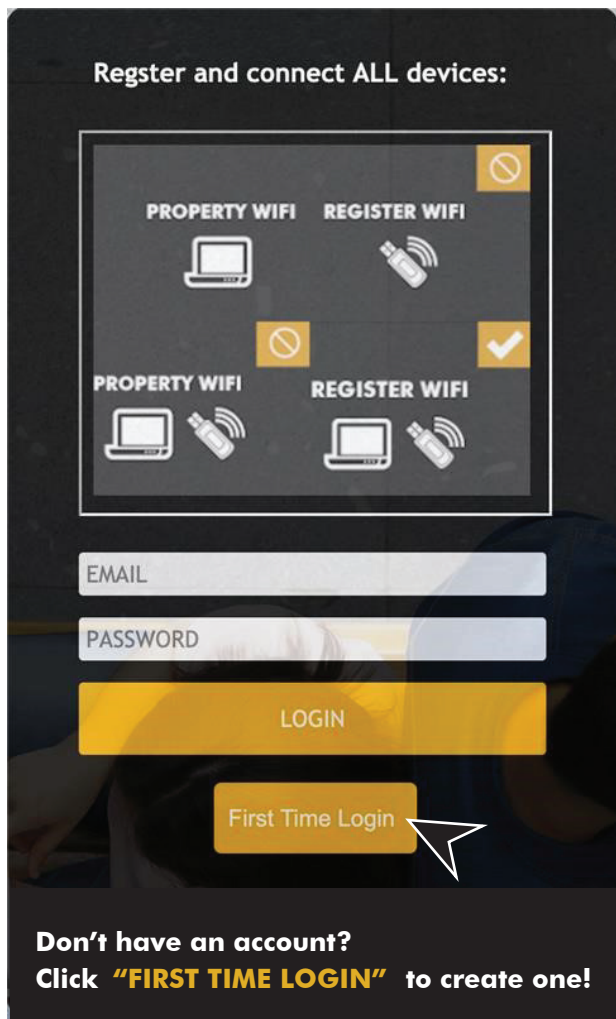
Updated 7/23/20 \*Subject to Change\*



Scan me to set up your TV!  
[setupmytv.synergyfiber.com](http://setupmytv.synergyfiber.com)

1

GO TO: REGISTER.SYNERGYWIFI.COM

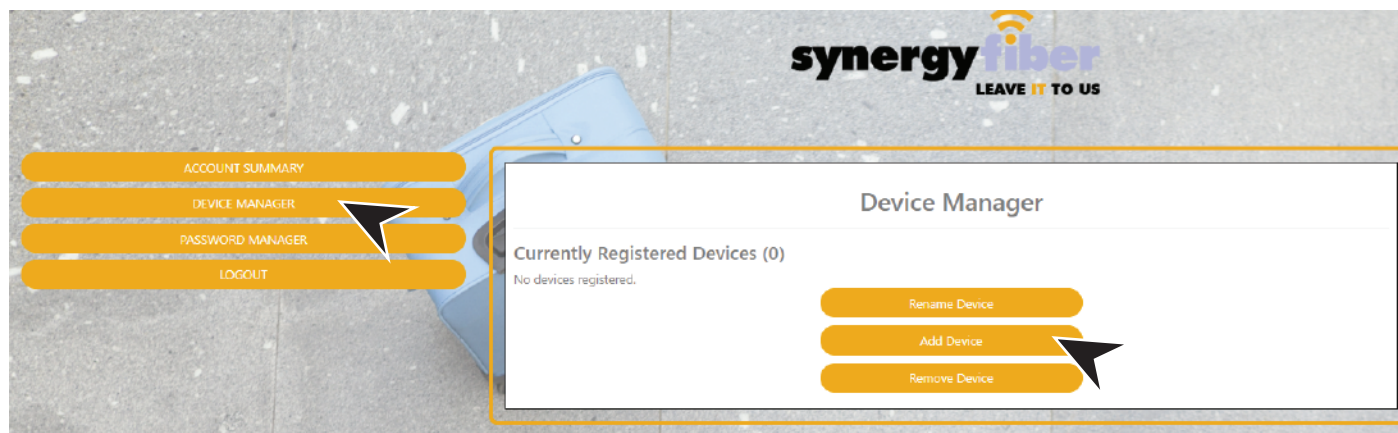


TO CREATE ACCOUNT



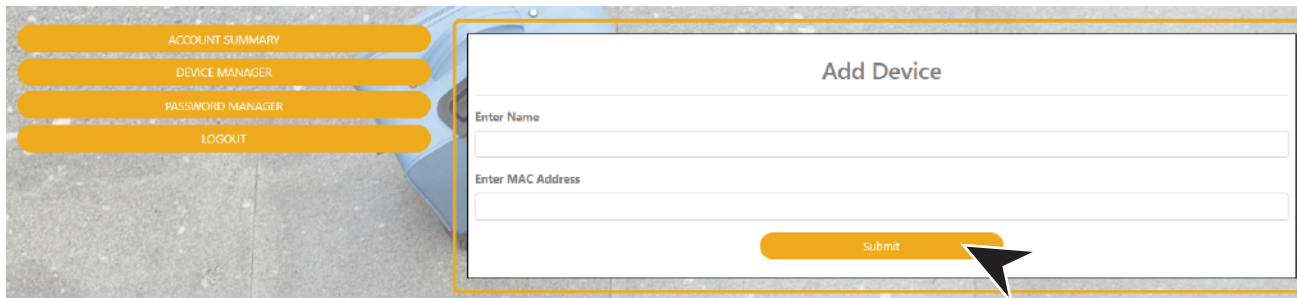
2

GO TO DEVICE MANAGER IN YOUR DASHBOARD TO ADD DEVICES



3

**ENTER DEVICE NAME AS WELL AS ITS MAC ADDRESS**



**EXAMPLES OF WHAT A MAC ADDRESS MAY LOOK LIKE:**

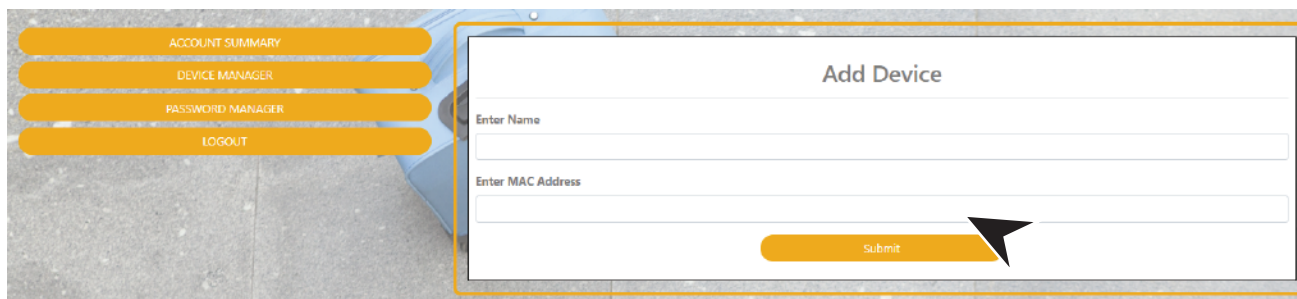
**00-17-ab-5a-6e-f5      OR      10:AE:60:60:60:60**

**NEED HELP FINDING YOUR MAC ADDRESS? GO TO:**

**<https://www.synergyfiber.com/documents/MAC-Address-Guide.pdf>**

4

**CONTINUE ADDING ALL YOUR DEVICES**



5

**FINISH BY CONNECTING ALL DEVICES TO THE SSID:  
REGISTER.SYNERGYWIFI.COM**



**CONNECT ALL DEVICES TO SSID: REGISTER.SYNERGYWIFI.COM**